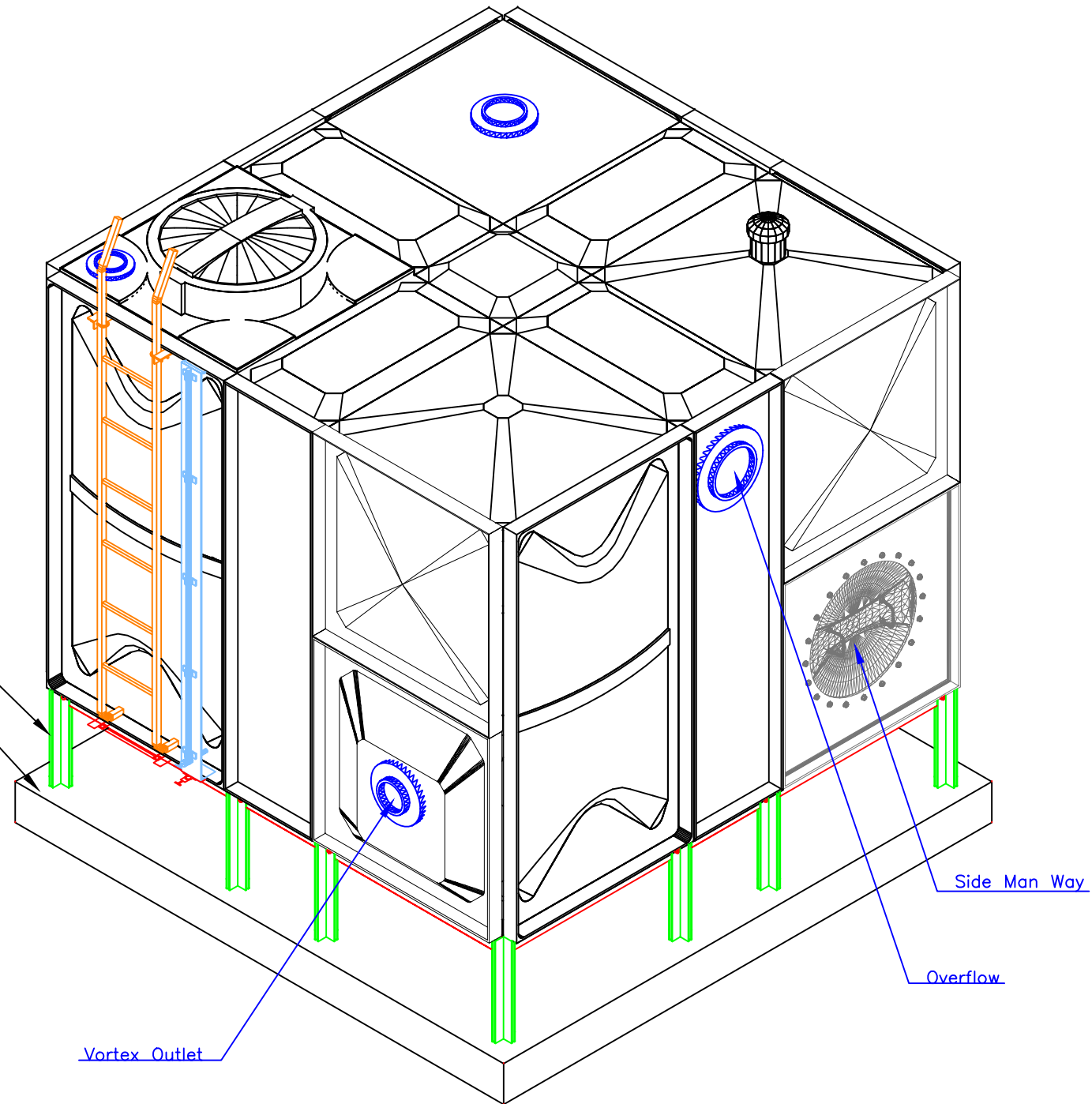


Modular Steel Footing  
Concrete Slab



TANK-AXONOMETRIC

TANK COMPONENTS				
No.	Description	Material	Qty	Remarks
1	Water tank	FRP	1	Colour GRAY
2	Manhole Cover	FRP	1	S/S Hinges & Locks
3	Internal Ladder	FRP/SS	1	Height : 2m
4	External Ladder	G.I.	1	Height : 2m
5	Air vent	PVC	1	Light & Insect Proof 4" Cow Type
6	Inlet		1	PVC or FF Steel Threaded Flange
7	Outlet		1	PVC or FF Steel Threaded Flange
8	Drainage		1	PVC or FF Steel Threaded Flange
9	Overflow		1	PVC or FF Steel Threaded Flange
10	Control		1	PVC or FF Steel Threaded Flange
11	Water Level Indicator	GRP/ACRYLIC	1	Height : 2m
12	Vortex Assembly	FRP	1	-
13	Side Man Way	FRP	1	-

NOTES:

**CAUTIONS**

- Allow a minimum space of 50 cm all around the tank's foundation.
- Maximum allowable deflection in concrete foundation = +/- 2mm.
- For sizes of items 6, 7, 8, 9 & 10, please refer to catalogue.
- FTC will not be held liable if the erection of our water tanks are not made in accordance to the technical requirements of concrete foundation, steel footing and water tank assembly drawings.
- Overflow shall be minimum twice the volume of inlet.
- Overflow shall flow freely to the ground.
- All tanks shall be electrically grounded.

GRP Panel Type Water Tanks				
Seismic Load Kh=0.3G				
<b>Tank size:</b>	8.2x 8.2x 6.56 ft High. 2.5x2.5x2 m HIGH			
<b>Volume:</b>	12.5 m <sup>3</sup>	3302 USG	Usable	2541
<b>Bolts / Nuts:</b>	S/S A4 - 316			
<b>Insulation:</b>	Non-Insulated			

**Project Name:**

-

**Contractor:**

Cougar USA

**Consultant:**

-

Done By:	JC	Reviewed by:	
		Verified by:	-

Revisions		
No.	Issue Date	Description
0	-	NEW

**FTC** FIBER TECHNOLOGY CORPORATION

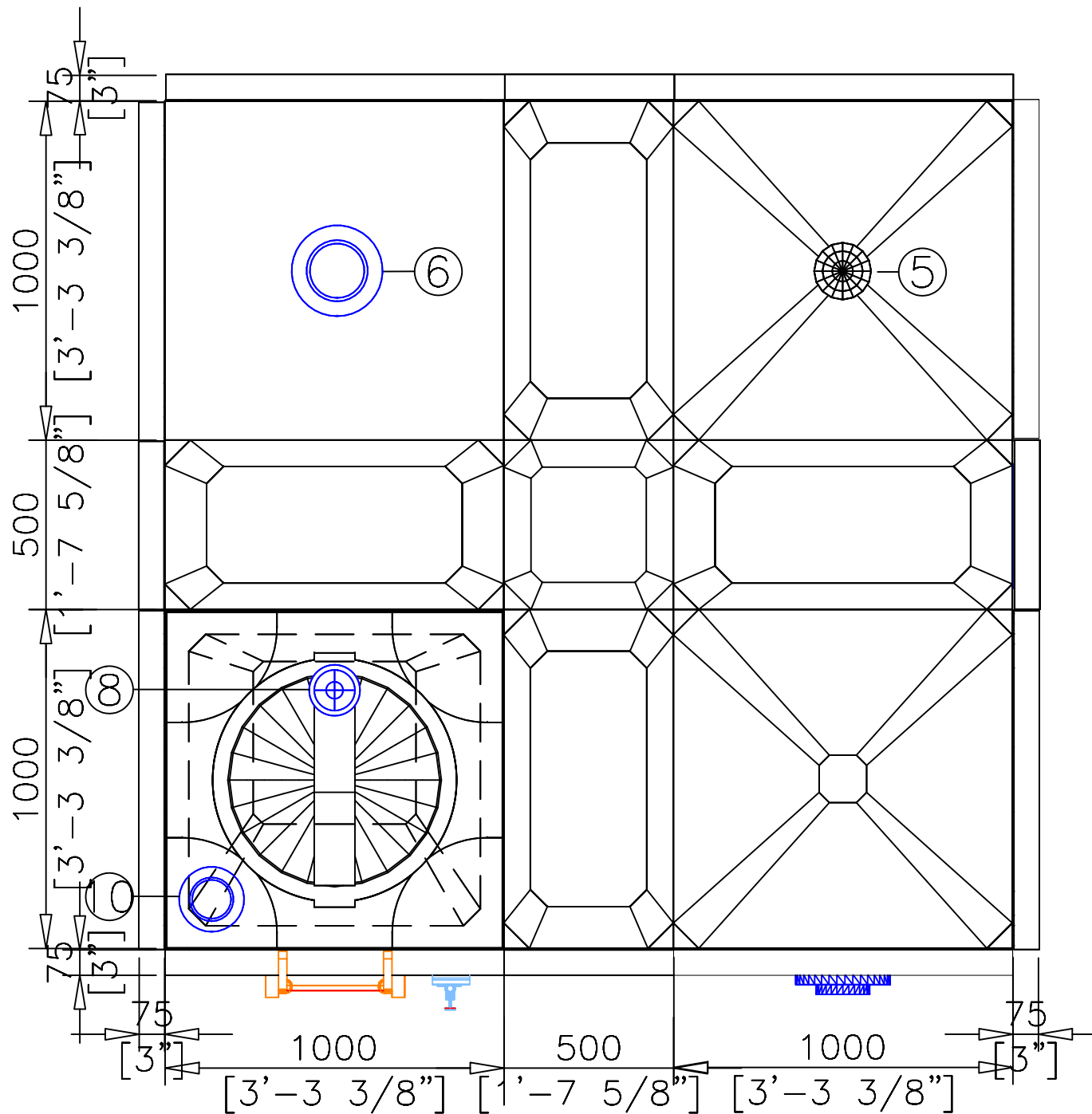
Head Office:  
Lorton, Virginia, United States of America

Regional Office:  
Jebel Ali Free Zone, Dubai, U.A.E.

Copyright Fiber Technology Corporation







## TANK COMPONENTS

No.	Description	Material	Qty	Remarks
1	Water tank	FRP	1	Colour GRAY
2	Manhole Cover	FRP	1	S/S Hinges & Locks
3	Internal Ladder	FRP/SS	1	Height : 2m
4	External Ladder	G.I.	1	Height : 2m
5	Air vent	PVC	1	Light & Insect Proof 4" Cowl Type
6	Inlet		1	PVC or FF Steel Threaded Flange
7	Outlet		1	PVC or FF Steel Threaded Flange
8	Drainage		1	PVC or FF Steel Threaded Flange
9	Overflow		1	PVC or FF Steel Threaded Flange
10	Control		1	PVC or FF Steel Threaded Flange
11	Water Level Indicator	GRP/ACRYLIC	1	Height : 2m
12	Vortex Assembly	FRP	1	-
13	Side Man Way	FRP	1	-

## NOTES:

## CAUTIONS

- Allow a minimum space of 50 cm all around the tank's foundation.
- Maximum allowable deflection in concrete foundation = +/- 2mm.
- For sizes of items 6, 7, 8, 9 & 10, please refer to catalogue.
- FTC will not be held liable if the erection of our water tanks are not made in accordance to the technical requirements of concrete foundation, steel footing and water tank assembly drawings.
- Overflow shall be minimum twice the volume of inlet.
- Overflow shall flow freely to the ground.
- All tanks shall be electrically grounded.

## GRP Panel Type Water Tanks

Seismic Load Kh=0.3G

**Tank size:** 8.2x 8.2x 6.56 ft High.  
2.5x2.5x2 m HIGH

**Volume:** 12.5 m<sup>3</sup> 3302 USG Usable 2541

**Bolts / Nuts:** S/S A4 - 316

**Insulation:** Non-Insulated

**Project Name:**

**Contractor:**

Cougar USA

**Consultant:**

Done By: JC

Reviewed by:

Verified by: -

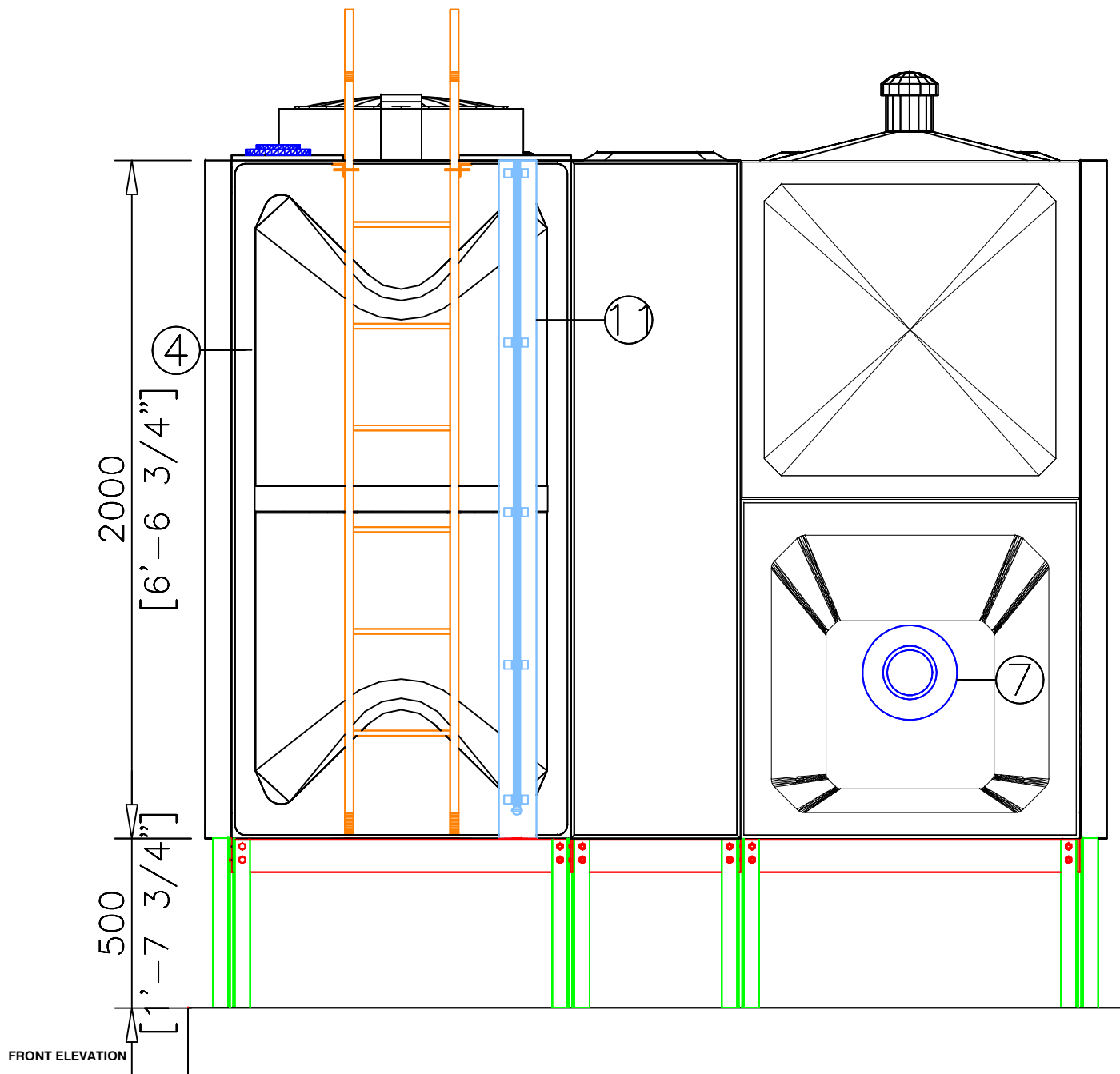
## Revisions

No.	Issue Date	Description
0	-	NEW

**FTC** FIBER TECHNOLOGY CORPORATION

Head Office:  
Lorton, Virginia, United States of America

Regional Office:  
Jebel Ali Free Zone, Dubai, U.A.E.



TANK COMPONENTS				
No.	Description	Material	Qty	Remarks
1	Water tank	FRP	1	Colour GRAY
2	Manhole Cover	FRP	1	S/S Hinges & Locks
3	Internal Ladder	FRP/SS	1	Height : 2m
4	External Ladder	G.I.	1	Height : 2m
5	Air vent	PVC	1	Light & Insect Proof 4" Cow Type
6	Inlet		1	PVC or FF Steel Threaded Flange
7	Outlet		1	PVC or FF Steel Threaded Flange
8	Drainage		1	PVC or FF Steel Threaded Flange
9	Overflow		1	PVC or FF Steel Threaded Flange
10	Control		1	PVC or FF Steel Threaded Flange
11	Water Level Indicator	GRP/ACRYLIC	1	Height : 2m
12	Vortex Assembly	FRP	1	-
13	Side Man Way	FRP	1	-

#### NOTES:

- Allow a minimum space of 50 cm all around the tank's foundation.
- Maximum allowable deflection in concrete foundation = +/- 2mm.
- For sizes of items 6, 7, 8, 9 & 10, please refer to catalogue.
- FTC will not be held liable if the erection of our water tanks are not made in accordance to the technical requirements of concrete foundation, steel footing and water tank assembly drawings.
- Overflow shall be minimum twice the volume of inlet.
- Overflow shall flow freely to the ground.
- All tanks shall be electrically grounded.

#### GRP Panel Type Water Tanks

Seismic Load Kh=0.3G

<b>Tank size:</b>	8.2x 8.2x 6.56 ft High. 2.5x2.5x2 m HIGH		
<b>Volume:</b>	12.5 m <sup>3</sup>	3302 USG	Usable 2541
<b>Bolts / Nuts:</b>	S/S A4 - 316		
<b>Insulation:</b>	Non-Insulated		

#### Project Name:

-

#### Contractor:

Cougar USA

#### Consultant:

-

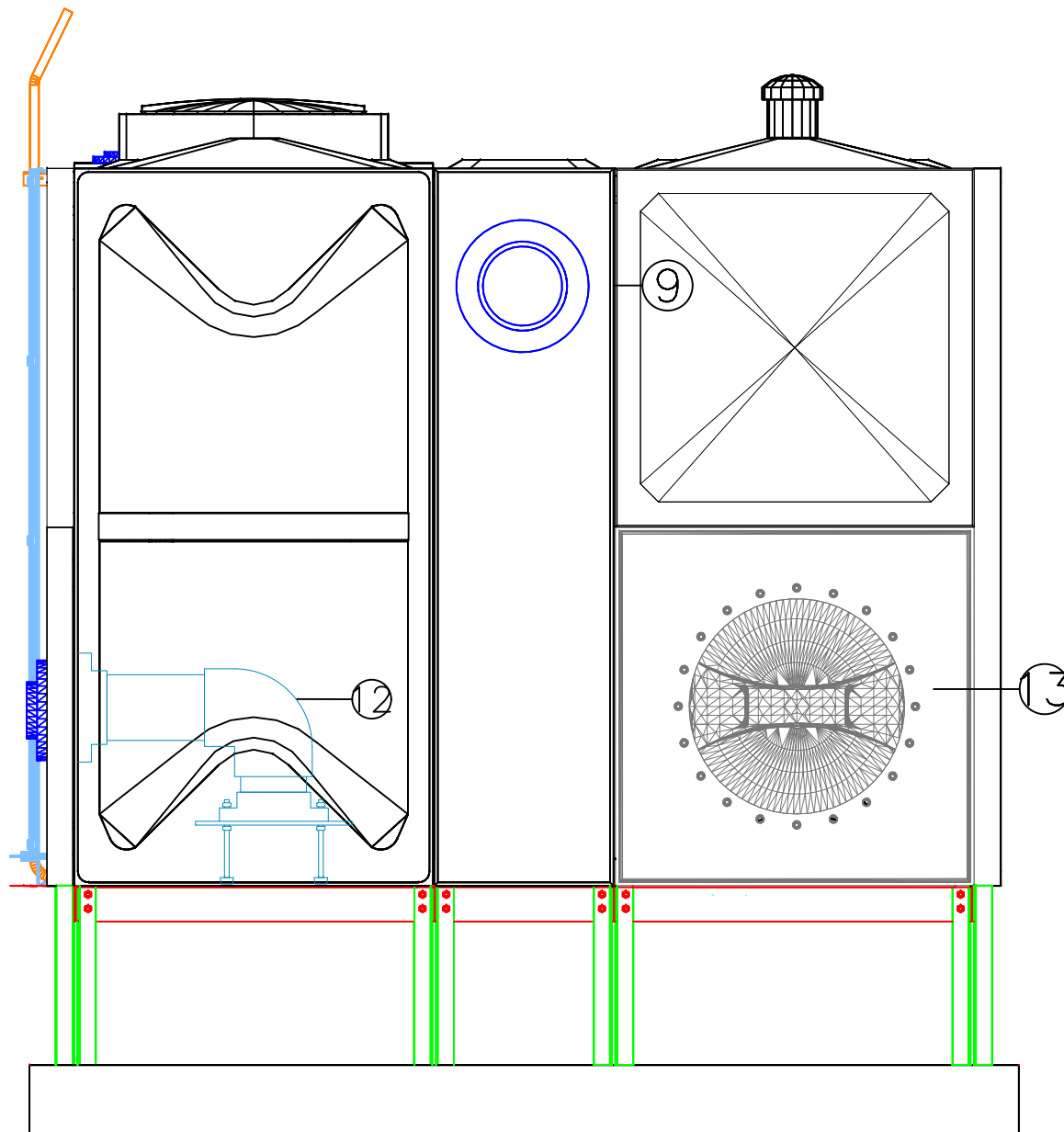
Done By:	JC	Reviewed by:	
Verified by:			-

#### Revisions

No.	Issue Date	Description
0	-	NEW

**FTC** FIBER TECHNOLOGY CORPORATION

Head Office:  
Lorton, Virginia, United States of America  
Regional Office:  
Jebel Ali Free Zone, Dubai, U.A.E.



TANK-RIGHT ELEVATION

#### TANK COMPONENTS

No.	Description	Material	Qty	Remarks
1	Water tank	FRP	1	Colour GRAY
2	Manhole Cover	FRP	1	S/S Hinges & Locks
3	Internal Ladder	FRP/SS	1	Height : 2m
4	External Ladder	G.I.	1	Height : 2m
5	Air vent	PVC	1	Light & Insect Proof 4" Cow Type
6	Inlet		1	PVC or FF Steel Threaded Flange
7	Outlet		1	PVC or FF Steel Threaded Flange
8	Drainage		1	PVC or FF Steel Threaded Flange
9	Overflow		1	PVC or FF Steel Threaded Flange
10	Control		1	PVC or FF Steel Threaded Flange
11	Water Level Indicator	GRP/ACRYLIC	1	Height : 2m
12	Vortex Assembly	FRP	1	-
13	Side Man Way	FRP	1	-

#### NOTES:

- Allow a minimum space of 50 cm all around the tank's foundation.
- Maximum allowable deflection in concrete foundation = +/- 2mm.
- For sizes of items 6, 7, 8, 9 & 10, please refer to catalogue.
- FTC will not be held liable if the erection of our water tanks are not made in accordance to the technical requirements of concrete foundation, steel footing and water tank assembly drawings.
- Overflow shall be minimum twice the volume of inlet.
- Overflow shall flow freely to the ground.
- All tanks shall be electrically grounded.

#### CAUTIONS

#### GRP Panel Type Water Tanks

Seismic Load  $K_h = 0.3G$

<b>Tank size:</b>	8.2x 8.2x 6.56 ft High. 2.5x2.5x2 m HIGH		
<b>Volume:</b>	12.5 m <sup>3</sup>	3302 USG	Usable 2541
<b>Bolts / Nuts:</b>	S/S A4 - 316		
<b>Insulation:</b>	Non-Insulated		

**Project Name:**

-

**Contractor:**

Cougar USA

**Consultant:**

-

Done By:	JC	Reviewed by:	
		Verified by:	-

#### Revisions

No.	Issue Date	Description
0	-	NEW

**FTC** FIBER TECHNOLOGY CORPORATION

Head Office:  
Lorton, Virginia, United States of America

Regional Office:  
Jebel Ali Free Zone, Dubai, U.A.E.